











































MARLBORO MASTERS OF FORMULA 3

ERGEBNIS ZEITTRAINING 2

Pl.	Nr.	Nation	Fahrer	Bewerber	Fahrzeug / Motor	Zeit
Gruppe A ungerade Startnummern						
1.	5		FRA Éric Salignon	ASM Formule 3	Dallara F303 Mercedes	1:33.039
2.	17		BRA Nelson Piquet	Piquet Sports	Dallara F303 Mugen-Honda	1:33.177
3.	37		BRA Lucas di Grassi	Hitech Racing	Dallara F302 Renault	1:33.233
4.	3		GBR Jamie Green	ASM Formule 3	Dallara F303 Mercedes	1:33.242
5.	7		GBR Lewis Hamilton	Manor Motorsport	Dallara F302 Mercedes	1:33.530
6.	9		NED Giedo van der Garde	Opel Signature Plus	Dallara F302 Opel	1:33.705
7.	19		AUT Andreas Zuber	Team Rosberg	Dallara F303 Opel	1:33.725
8.	21		BRA Danilo Dirani	Carlin Motorsport	Dallara F302 Mugen-Honda	1:33.741
9.	39		GBR Andrew Thompson	Hitech Racing	Dallara F302 Renault	1:34.038
10.	25		BRA Roberto Streit	Prema Powerteam s.r.l.	Dallara F304 Opel	1:34.054
11.	23		GBR Tom Kimber-Smith	Team Kolles	Dallara F302 Mercedes	1:34.073
12.	33		AUS Marcus Marshall	Fortec Motorsport	Dallara F302 Opel	1:34.185
13.	11		FRA Loïc Duval	Opel Signature	Dallara F302 Opel	1:34.311
14.	15		MAS Fairuz Fauzy	P1 Motorsport Ltd	Dallara F303 Mugen-Honda	1:34.412
15.	1		CAN Bruno Spengler	ASL - Team Mücke Motorsport	Dallara F302 Mercedes	1:34.594
16.	41		NED Ross Zwolsman	HBR Motorsport	Dallara F304 Opel	1:34.814
17.	29		GBR Danny Watts	GB Promatecme	Lola-Dome F106/04 Mugen-Honda	1:35.228
18.	45		GER Peter Elkmann	Swiss Racing Team	Dallara F302 Opel	1:35.252
19.	31		ITA Matteo Cressoni	Ombra s.r.l.	Dallara F302 Mugen-Honda	1:35.477
20.	27		JPN Katsuyuki Hiranaka	Prema Powerteam s.r.l.	Dallara F303 Opel	1:35.531
21.	43		ITA Marco Bonanomi	Team Ghinzani	Dallara F302 Mugen-Honda	1:36.256
Gruppe B gerade Startnummern						
1.	32		GBR James Rossiter	Fortec Motorsport	Dallara F302 Opel	1:32.816
2.	18		GER Nico Rosberg	Team Rosberg	Dallara F303 Opel	1:33.186
3.	22		POR Álvaro Parente	Carlin Motorsport	Dallara F302 Mugen-Honda	1:33.285
4.	26		FRA Franck Perera	Prema Powerteam s.r.l.	Dallara F304 Opel	1:33.434
5.	14		GBR Adam Carroll	P1 Motorsport Ltd	Dallara F304 Mugen-Honda	1:33.438
6.	20		MON Clivio Piccione	Carlin Motorsport	Dallara F302 Mugen-Honda	1:33.509
7.	10		FRA Nicolas Lapierre	Opel Signature Plus	Dallara F304 Opel	1:33.536
8.	36		EST Marko Asmer	Hitech Racing	Dallara F302 Renault	1:33.560
9.	2		ITA Daniel La Rosa	ASL - Team Mücke Motorsport	Dallara F302 Mercedes	1:33.897
10.	24		GER Adrian Sutil	Team Kolles	Dallara F303 Mercedes	1:34.157
11.	40		AUT Hannes Neuhauser	HBR Motorsport	Dallara F303 Opel	1:34.210
12.	30		ITA Paolo Montin	Ombra s.r.l.	Dallara F302 Mugen-Honda	1:34.216
13.	28		GRE Alexandros Margaritis	Vitaphone Racing Team AB Racing Performance	Dallara F303 Opel	1:34.221
14.	8		NED Charles Zwolsman	Manor Motorsport	Dallara F302 Mercedes	1:34.368
15.	46		GER Maximilian Götz	TME Racing	Dallara F303 Toyota	1:34.469
16.	4		FRA Alexandre Prémat	ASM Formule 3	Dallara F303 Mercedes	1:34.587
17.	34		NED Ferdinand Kool	Alan Docking Racing	Dallara F302 Mugen-Honda	1:34.606
18.	38		GBR James Walker	Hitech Racing	Dallara F302 Renault	1:34.713
19.	12		BEL Greg Franchi	Opel Signature	Dallara F302 Opel	1:34.816
20.	42		BEL Philip Cloostermans	Team Ghinzani	Dallara F302 Mugen-Honda	1:36.630
21.	44		ESP Alejandro Núñez	Swiss Racing Team	Dallara F302 Opel	1:38.719

MARLBORO MASTERS OF FORMULA 3

ERGEBNIS ZEITTRAINING 2

Pl.	Nr.	Nation	Fahrer	Bewerber	Fahrzeug / Motor	Zeit
-----	-----	--------	--------	----------	------------------	------

Rundenschnitt Gruppe A: 166.653 km/h

Rundenschnitt Gruppe B: 167.053 km/h