























DTM SPIELBERG

11. LAUF FIA FORMULA 3 EUROPEAN CHAMPIONSHIP

ERGEBNIS ZEITTRAINING 2

Pl.	Nr	Nation	Fahrer	Bewerber	Fahrzeug / Motor	Zeit
1.	1		CAN Lance Stroll	Prema Powerteam	Dallara F316/002 Mercedes	1:23.178
2.	12		GBR George Russell	HitechGP	Dallara F315/010 Mercedes	1:23.180
3.	6		GBR Callum Irott	Van Amersfoort Racing	Dallara F312/049 Mercedes	1:23.274
4.	10		FIN Niko Kari	Motopark	Dallara F315/003 Volkswagen	1:23.300
5.	8		GER David Beckmann	kfzteile24 Mücke Motorsport	Dallara F316/012 Mercedes	1:23.305
6.	9		BRA Sérgio Sette Câmara	Motopark	Dallara F314/018 Volkswagen	1:23.327
7.	17		GER Maximilian Günther	Prema Powerteam	Dallara F315/006 Mercedes	1:23.339
8.	16		EST Ralf Aron	Prema Powerteam	Dallara F315/005 Mercedes	1:23.359
9.	7		DEN Mikkel Jensen	kfzteile24 Mücke Motorsport	Dallara F312/020 Mercedes	1:23.373
10.	22		SWE Joel Eriksson	Motopark	Dallara F315/007 Volkswagen	1:23.439
11.	24		GBR Ben Barnicoat	HitechGP	Dallara F316/006 Mercedes	1:23.651
12.	2		NZL Nick Cassidy	Prema Powerteam	Dallara F314/015 Mercedes	1:23.651
13.	20		GBR Harrison Newey	Van Amersfoort Racing	Dallara F316/010 Mercedes	1:23.691
14.	5		BRA Pedro Piquet	Van Amersfoort Racing	Dallara F316/009 Mercedes	1:23.740
15.	3		USA Ryan Tveit	Carlin	Dallara F316/014 Volkswagen	1:23.932
16.	4		ITA Alessio Lorandi	Carlin	Dallara F315/016 Volkswagen	1:24.015
17.	21		FRA Anthoine Hubert	Van Amersfoort Racing	Dallara F314/009 Mercedes	1:24.035
18.	11		RUS Nikita Mazepin	HitechGP	Dallara F315/009 Mercedes	1:24.056
19.	18		CHN Zhi Cong Li	Carlin	Dallara F314/020 Volkswagen	1:24.209
20.	23		CHN Guanyu Zhou	Motopark	Dallara F314/016 Volkswagen	1:24.251
21.	14		IND Arjun Maini	ThreeBond with T-Sport	Dallara F314/019 NBE	1:24.457
22.	19		MAS Weiron Tan	Carlin	Dallara F315/001 Volkswagen	1:25.379

Rundenschnitt: 187.232 km/h

2, 3, 4, 5, 6, 7, 8, 10, 11, 12, 14, 16, 17, 18, 19, 20, 21, 24 Runde gestrichen (Verlassen der Strecke)