





























MARLBORO EUROPEAN F3 TROPHY

8. LAUF FIA EUROPEAN CHAMPIONSHIP FOR FORMULA 3

GESAMTERGEBNIS ZEITTRAINING 1+2

Pl.	Nr	Nation	Fahrer	Bewerber	beste Zeit	Zeittraining 1	Zeittraining 2
1.	5		GBR James Weaver	Plastic Padding with EJR	1:23.88	1:23.88	1:56.50
2.	3		ITA Emanuele Pirro	Euroracing S.R.L.	1:24.60	1:24.60	1:41.94
3.	55		ARG Enrique Mansilla	West Surrey Racing	1:25.69	1:25.69	1:39.66
4.	14		BRA Roberto Moreno	Ivens Lumar Racing	1:25.72	1:25.72	1:36.71
5.	11		IRL Tommy Byrne	Murray Taylor Racing	1:25.79	1:25.79	
6.	82		ESP Carlos Abella	Galvani Racing Organisation	1:25.82	1:25.82	
7.	24		GBR Dave Scott	Swift Caravans - Mint Engineering	1:25.88	1:25.88	1:38.21
8.	77		GBR Martin Brundle	Team B.P.	1:26.07	1:26.07	1:41.90
9.	2		FRA Alain Ferté	Total	1:26.56	1:26.56	1:40.16
10.	10		FRA Denis Morin	Bertram Schäfer Racing	1:26.78	1:26.78	1:43.83
11.	9		ITA Claudio Langes	Anson Racing Cars	1:26.82	1:26.82	1:54.46
12.	50		MEX Alfonso Toledano	Alfonso Toledano	1:26.85	1:26.85	
13.	8		DEN John Nielsen	Volkswagen Motorsport	1:26.98	1:26.98	1:41.61
14.	6		FRA Philippe Alliot	Total	1:26.99	1:26.99	
15.	20		USA Peter Argetsinger	Hampshire Automobile Racing Team	1:27.20	1:27.20	1:44.94
16.	41		SUI Mario Hytten	DB Motorsport	1:27.33	1:27.33	1:44.89
17.	22		GBR Mike O'Brien	Luton Airport, Swan National, Horizon, Sansui	1:27.37	1:27.37	
18.	23		ITA Paolo Giangrossi	Vesuvio Racing	1:27.48	1:27.48	
19.	61		JPN Osamu Nakako	Hayashi Racing Co Ltd	1:27.70	1:27.70	
20.	18		GBR Ian Shaw	Tarry Racing with Johnson & Bailey Ltd	1:28.38	1:28.38	
21.	4		BEL Didier Theys	Marlboro Belgium	1:28.52	1:28.52	1:43.93
22.	12		GBR Tim Lee-Davey	Brands Hatch Racing	1:28.58	1:28.58	
23.	7		AUT Gero Zamagna	Funkberater Racing Team	1:29.09	1:29.09	1:48.60
24.	13		GBR Phil Kempe	Eddie Jordan Racing	1:29.16	1:29.16	1:48.83
25.	35		GBR David Leslie	Robinson Motorsport	1:29.17	1:29.17	1:43.27
26.	28		GBR Roy Steele	Docking Spitzley Ltd	1:29.52	1:29.52	1:50.05
27.	32		GBR Tony Norton	P.C. Designs for P.C.B.'s	1:31.98	1:31.98	
28.	36		GBR Bob Birrell	Royal Corps of Transport Racing with Mendel	1:36.37	1:36.37	

Rundenschnitt: 202.532 km/h