
























# GRAND PRIX BRNO

## 15.LAUF DEUTSCHE FORMEL-3-MEISTERSCHAFT

### GESAMTERGEBNIS ZEITTRAINING 1+2

| Pl. | Nr | Nation  | Fahrer                  | Bewerber                                   | beste Zeit | Zeittraining 1 | Zeittraining 2 |
|-----|----|---|-------------------------|--|------------|----------------|----------------|
| 1.  | 8  |    | POR Pedro Lamy          | Opel Team WTS                              | 1:56.72    | 1:56.98        | 1:56.72        |
| 2.  | 16 |    | AUT Philipp Peter       | Jacques Isler Racing                       | 1:56.75    | 1:57.79        | 1:56.75        |
| 3.  | 2  |    | GER Sascha Maaßen       | Volkswagen Motorsport                      | 1:56.75    | 1:58.04        | 1:56.75        |
| 4.  | 1  |    | POR Diogo Castro Santos | Volkswagen Motorsport                      | 1:57.20    | 1:58.13        | 1:57.20        |
| 5.  | 15 |    | GER Claudia Hürtgen     | RSM Marko                                  | 1:57.61    | 1:57.61        | 1:58.65        |
| 6.  | 12 |    | AUS Russell Ingall      | Opel Team Schübel                          | 1:57.82    | 1:58.55        | 1:57.82        |
| 7.  | 3  |    | GER Marco Werner        | Beru Zündtechnik Racing Team GM Motorsport | 1:57.87    | 1:59.01        | 1:57.87        |
| 8.  | 4  |    | GER Michael Krumm       | Beru Zündtechnik Racing Team GM Motorsport | 1:58.13    | 1:59.05        | 1:58.13        |
| 9.  | 14 |    | AUT Patrick Vallant     | RSM Marko                                  | 1:58.29    | 1:59.25        | 1:58.29        |
| 10. | 7  |    | USA Markus Liesner      | Opel Team WTS                              | 1:58.91    | 1:59.48        | 1:58.91        |
| 11. | 11 |    | GER Wolfgang Kaufmann   | Opel Team Schübel                          | 1:59.28    | 1:59.54        | 1:59.28        |
| 12. | 9  |    | GER Frank Krämer        | Vienna Racing Team                         | 1:59.36    | 1:59.97        | 1:59.36        |
| 13. | 5  |    | GER Jörg Müller         | ONS Nachwuchsteam Bongers Motorsport       | 1:59.50    | 1:59.50        | 2:00.00        |
| 14. | 52 |    | DEN Svend Hansen        | Svend Hansen                               | 1:59.56    | 2:01.11        | 1:59.56        |
| 15. | 54 |    | SUI René Wartmann       | A&M Computer                               | 1:59.97    | 2:01.18        | 1:59.97        |
| 16. | 50 |    | GER Frank Kremer        | Beru Zündtechnik Racing Team GM Motorsport | 2:00.02    | 2:01.07        | 2:00.02        |
| 17. | 51 |  | GER Christian Abt       | Abt Motorsport                             | 2:00.03    | 2:00.64        | 2:00.03        |
| 18. | 53 |  | CZE Tomas Karhanek      | Tomas Karhanek                             | 2:00.28    | 2:01.93        | 2:00.28        |
| 19. | 18 |  | GER Martin Santner      | AHS Motorsport                             | 2:00.74    | 2:00.74        | 2:01.58        |
| 20. | 21 |  | AUT Mercedes Stermitz   | Jacques Isler Racing                       | 2:01.21    | 2:02.74        | 2:01.21        |
| 21. | 75 |  | AUT Josef Neuhauser     | Josef Neuhauser                            | 2:02.70    | 2:02.70        | 2:03.25        |
| 22. | 69 |  | AUT Kurt Fischer        | Kurt Fischer                               | 2:05.19    | 2:05.19        | 2:06.14        |
| 23. | 70 |  | AUT Franz Wöss          | Franz Wöss                                 | 2:07.82    | 2:07.82        | 2:08.36        |

Rundenschnitt: 166.367 km/h