































GROSSER MOBIL 1 PREIS VON DEUTSCHLAND

11.LAUF DEUTSCHE FORMEL-3-MEISTERSCHAFT

ERGEBNIS ZEITTRAINING

Pl.	Nr.	Nation	Fahrer	Bewerber	Fahrzeug / Motor	Zeit
1.	25		BRA João Paulo de Oliveira	Swiss Racing Team	Dallara F399/068 Opel	2:08.892
2.	10		JPN Kousuke Matsuura	Prema Powerteam	Dallara F301/009 Opel	2:09.177
3.	26		GBR Gary Paffett	Team Rosberg	Dallara F301/014 Opel	2:09.555
4.	33		AUT Norbert Siedler	Palfinger F3 Racing Team	Dallara F300/011 Opel	2:09.593
5.	23		GER Pierre Kaffer	Team Kolles Racing	Dallara F300/013 Mugen-Honda	2:09.691
6.	11		SWE Björn Wirdheim	Prema Powerteam	Dallara F301/024 Opel	2:09.780
7.	21		BEL Tom van Bavel	JB Motorsport	Dallara F399/041 Opel	2:09.792
8.	31		ITA Matteo Grassotto	Cram Competition	Dallara F301/032 Opel	2:09.835
9.	17		HUN Zsolt Baumgartner	MOL - Trella Motorsport	Dallara F300/012 Opel	2:09.848
10.	9		GER Frank Diefenbacher	Opel Team BSR	Dallara F301/010 Opel	2:09.874
11.	22		FIN Kimmo Liimatainen	Team Kolles Racing	Dallara F300/026 Mugen-Honda	2:09.884
12.	15		AUT Hannes Lachinger	GM Motorsport	Dallara F301/031 Toyota	2:09.943
13.	19		NED Marco du Pau	Van Amersfoort Racing	Dallara F399/058 Opel	2:09.964
14.	1		ITA Ronnie Quintarelli	Opel Team KMS	Dallara F301/016 Opel	2:09.971
15.	6		GER Stefan Mücke	ADAC Berlin-Brandenburg	Dallara F301/006 Opel	2:09.759
16.	24		FIN Kari Mäenpää	Swiss Racing Team	Dallara F399/054 Opel	2:10.027
17.	8		JPN Toshihiro Kaneishi	Opel Team BSR	Dallara F300/028 Opel	2:10.120
18.	20		BEL Nicolas Stelandre	JB Motorsport	Dallara F399/003 Opel	2:10.121
19.	5		GER Markus Winkelhock	ADAC Berlin-Brandenburg	Dallara F300/001 Opel	2:10.231
20.	99		ITA Fabrizio del Monte	Team Ghinzani	Dallara F300/025 Mugen-Honda	2:10.280
21.	7		AUT Bernhard Auinger	Opel Team BSR	Dallara F399/072 Opel	2:10.371
22.	2		CZE Jaroslav Janiš	Opel Team KMS	Dallara F300/010 Opel	2:10.378
23.	14		GER Tony Schmidt	GM Motorsport	Dallara F301/026 Toyota	2:10.453
24.	32		ITA Raffaele Giammaria	Cram Competition	Dallara F301/003 Opel	2:10.806
25.	12		DEN Nicolas Kiesa	GM Motorsport	Dallara F301/007 Toyota	2:10.976
26.	28		GER Thomas Riethmüller	Thomas Riethmüller	Dallara F300/041 Opel	2:11.096
27.	18		GER André Fibier	Van Amersfoort Racing	Dallara F300/050 Opel	2:11.247
28.	27		FRA Laurent Delahaye	Team Rosberg	Dallara F301/015 Renault	2:11.438
29.	98		AUT Gottfried Grasser	Team Ghinzani	Dallara F300/029 Mugen-Honda	2:12.322
30.	36		AUT Marco Schärf	CCT Racing	Dallara F300/023 Opel	2:12.862

Rundenschnitt: 190.625 km/h