































GROSSER PREIS DER DTM

13.LAUF FORMULA 3 EURO SERIES

ERGEBNIS ZEITTRAINING 2

Pl.	Nr	Nation	Fahrer	Bewerber	Fahrzeug / Motor	Zeit
1.	8		AUS Ryan Briscoe	Prema Powerteam	Dallara F303/008 Opel	1:27.066
2.	5		FRA Alexandre Prémat	ASM	Dallara F303/015 Mercedes	1:27.237
3.	34		CAN Bruno Spengler	ASM	Dallara F303/016 Mercedes	1:27.405
4.	22		GER Markus Winkelhock	ADAC Berlin-Brandenburg	Dallara F302/012 Mercedes	1:27.425
5.	4		AUT Andreas Zuber	Team Rosberg	Dallara F303/006 Opel	1:27.459
6.	23		AUT Christian Klien	ADAC Berlin-Brandenburg	Dallara F302/032 Mercedes	1:27.511
7.	33		POL Robert Kubica	Prema Powerteam	Dallara F303/022 Opel	1:27.557
8.	3		GER Nico Rosberg	Team Rosberg	Dallara F303/005 Opel	1:27.564
9.	12		GBR Adam Carroll	Opel Team KMS	Dallara F302/009 Opel	1:27.575
10.	10		BRA Fábio Carbone	Signature-Plus	Dallara F302/018 Renault	1:27.588
11.	24		NED Charles Zwolsman	Kolles	Dallara F303/012 Mercedes	1:27.596
12.	6		FRA Olivier Pla	ASM	Dallara F303/014 Mercedes	1:27.699
13.	19		FRA Simon Abadie	LD Autosport	Dallara F302/063 Mugen-Honda	1:27.860
14.	17		POR Álvaro Parente	Team Ghinzani	Dallara F302/003 Mugen-Honda	1:27.863
15.	9		FRA Nicolas Lapierre	Signature-Plus	Dallara F302/043 Renault	1:27.889
16.	16		NED Robert Doornbos	Team Ghinzani	Dallara F302/052 Mugen-Honda	1:27.891
17.	11		GER Timo Glock	Opel Team KMS	Dallara F303/009 Opel	1:27.956
18.	25		BEL Jan Heylen	Kolles	Dallara F302/076 Mercedes	1:28.073
19.	31		AUT Richard Lietz	HBR Motorsport	Dallara F302/030 Opel	1:28.077
20.	41		GER Marcel Lasée	Swiss Racing Team	Dallara F302/061 Opel	1:28.179
21.	7		JPN Katsuyuki Hiranaka	Prema Powerteam	Dallara F303/007 Opel	1:28.201
22.	30		AUT Bernhard Auinger	Superfund TME	Dallara F302/088 Toyota	1:28.211
23.	28		GRE Alexandros Margaritis	MB Racing Performance	Dallara F303/021 Opel	1:28.262
24.	36		ITA Daniel La Rosa	MB Racing Performance	Dallara F302/083 Opel	1:28.297
25.	29		JPN Sakon Yamamoto	Superfund TME	Dallara F303/001 Toyota	1:28.600
26.	21		POR César Campaniço	Swiss Racing Team	Dallara F302/011 Opel	1:28.883
27.	38		AUT Philipp Baron	Team Ghinzani	Dallara F302/042 Mugen-Honda	1:29.152
28.	32		ITA Claudio Torre	HBR Motorsport	Dallara F302/033 Opel	1:29.165
29.	14		SUI Harold Primat	Harold Primat	Dallara F302/021 Renault	1:30.172
30.	18		FRA Patrice Manopoulos	LD Autosport	Dallara F302/065 Mugen-Honda	1:30.279

Rundenschnitt: 178.871 km/h