































GRAND PRIX AURORE

9.LAUF FORMULA 3 EURO SERIES

ERGEBNIS ZEITTRAINING 1

Pl.	Nr	Nation	Fahrer	Bewerber	Fahrzeug / Motor	Zeit
1.	23		AUT Christian Klien	ADAC Berlin-Brandenburg	Dallara F302/032 Mercedes	1:31.494
2.	8		AUS Ryan Briscoe	Prema Powerteam	Dallara F303/008 Opel	1:31.966
3.	3		GER Nico Rosberg	Team Rosberg	Dallara F303/005 Opel	1:32.124
4.	33		POL Robert Kubica	Prema Powerteam	Dallara F303/022 Opel	1:32.164
5.	10		BRA Fábio Carbone	Signature-Plus	Dallara F302/018 Renault	1:32.165
6.	5		FRA Alexandre Prémat	ASM	Dallara F303/015 Mercedes	1:32.182
7.	6		FRA Olivier Pla	ASM	Dallara F303/014 Mercedes	1:32.243
8.	4		AUT Andreas Zuber	Team Rosberg	Dallara F303/006 Opel	1:32.246
9.	34		CAN Bruno Spengler	ASM	Dallara F303/016 Mercedes	1:32.474
10.	22		GER Markus Winkelhock	ADAC Berlin-Brandenburg	Dallara F302/012 Mercedes	1:32.586
11.	30		AUT Bernhard Auinger	Superfund TME	Dallara F302/088 Toyota	1:32.659
12.	24		NED Charles Zwolsman	Kolles	Dallara F303/012 Mercedes	1:32.821
13.	16		NED Robert Doornbos	Team Ghinzani	Dallara F302/052 Mugen-Honda	1:32.833
14.	17		POR Álvaro Parente	Team Ghinzani	Dallara F302/003 Mugen-Honda	1:32.902
15.	25		BEL Jan Heylen	Kolles	Dallara F302/076 Mercedes	1:32.941
16.	21		POR César Campaniço	Swiss Racing Team	Dallara F302/011 Opel	1:32.962
17.	7		JPN Katsuyuki Hiranaka	Prema Powerteam	Dallara F303/007 Opel	1:33.009
18.	11		GER Timo Glock	Opel Team KMS	Dallara F303/009 Opel	1:33.060
19.	29		JPN Sakon Yamamoto	Superfund TME	Dallara F303/001 Toyota	1:33.104
20.	9		FRA Nicolas Lapierre	Signature-Plus	Dallara F302/043 Renault	1:33.129
21.	28		GRE Alexandros Margaritis	MB Racing Performance	Dallara F303/021 Opel	1:33.323
22.	31		AUT Richard Lietz	HBR Motorsport	Dallara F302/030 Opel	1:33.464
23.	41		GER Marcel Lasée	Swiss Racing Team	Dallara F302/061 Opel	1:33.529
24.	36		ITA Daniel La Rosa	MB Racing Performance	Dallara F302/083 Opel	1:33.548
25.	12		GER Maro Engel	Opel Team KMS	Dallara F302/009 Opel	1:33.689
26.	18		ITA Stefano Proetto	LD Autosport	Dallara F302/065 Mugen-Honda	1:33.722
27.	38		AUT Philipp Baron	Team Ghinzani	Dallara F302/042 Mugen-Honda	1:33.741
28.	14		SUI Harold Primat	Harold Primat	Dallara F302/021 Renault	1:34.087
29.	32		ITA Claudio Torre	HBR Motorsport	Dallara F302/033 Opel	1:34.186
30.	15		FRA Simon Abadie	Simon Abadie	Dallara F302/060 Renault	1:34.336

Rundenschnitt: 164.470 km/h