
































GROSSER PREIS DER DTM - NORISRING

8.LAUF FORMULA 3 EURO SERIES

ERGEBNIS RENNEN 2

Pl.	Nr	Nation	Fahrer	Bewerber	Fahrzeug / Motor	Rd.	Zeit
1.	5		FRA Alexandre Prémat	ASM	Dallara F303/015 Mercedes	35	29:06.177
2.	33		POL Robert Kubica	Prema Powerteam	Dallara F303/022 Opel	35	29:08.893
3.	11		GER Timo Glock	Opel Team KMS	Dallara F303/009 Opel	35	29:17.487
4.	16		NED Robert Doornbos	Team Ghinzani	Dallara F302/052 Mugen-Honda	35	29:21.282
5.	22		GER Markus Winkelhock	ADAC Berlin-Brandenburg	Dallara F302/012 Mercedes	35	29:24.729
6.	9		FRA Nicolas Lapierre	Signature-Plus	Dallara F302/043 Renault	35	29:27.818
7.	21		POR César Campaniço	Swiss Racing Team	Dallara F302/011 Opel	35	29:33.032
8.	36		ITA Daniel La Rosa	MB Racing Performance	Dallara F302/083 Opel	35	29:37.072
9.	24		NED Charles Zwolsman	Kolles	Dallara F303/012 Mercedes	35	29:38.272
10.	23		AUT Christian Klien	ADAC Berlin-Brandenburg	Dallara F302/032 Mercedes	35	29:38.934
11.	29		JPN Sakon Yamamoto	Superfund TME	Dallara F303/001 Toyota	35	29:41.518
12.	10		BRA Fábio Carbone	Signature-Plus	Dallara F302/018 Renault	35	29:42.606
13.	4		AUT Andreas Zuber	Team Rosberg	Dallara F303/006 Opel	35	29:46.173
14.	12		GER Maro Engel	Opel Team KMS	Dallara F302/009 Opel	35	29:46.841
15.	35		AUS James Manderson	Swiss Racing Team	Dallara F302/062 Opel	35	29:48.986
16.	38		AUT Philipp Baron	Team Ghinzani	Dallara F302/042 Mugen-Honda	35	29:51.845
17.	25		BEL Jan Heylen	Kolles	Dallara F302/076 Mercedes	35	29:52.758
18.	14		SUI Harold Primat	Harold Primat	Dallara F302/021 Renault	34	29:10.769
19.	31		AUT Richard Lietz	HBR Motorsport	Dallara F302/030 Opel	33	29:42.234
Nicht klassiert							
34		CAN Bruno Spengler	ASM	Dallara F303/016 Mercedes	22	19:15.176	
3		GER Nico Rosberg	Team Rosberg	Dallara F303/005 Opel	21	18:29.564	
8		AUS Ryan Briscoe	Prema Powerteam	Dallara F303/008 Opel	8	6:54.592	
6		FRA Olivier Pla	ASM	Dallara F303/014 Mercedes	8	6:54.735	
17		POR Álvaro Parente	Team Ghinzani	Dallara F302/003 Mugen-Honda	8	6:55.444	
15		FRA Simon Abadie	Simon Abadie	Dallara F302/060 Renault	7	8:36.983	
18		ITA Stefano Proetto	LD Autosport	Dallara F302/065 Mugen-Honda	2	2:35.446	
30		AUT Bernhard Auinger	Superfund TME	Dallara F302/088 Toyota	2	2:47.879	
7		JPN Katsuyuki Hiranaka	Prema Powerteam	Dallara F303/007 Opel	1	59.312	
41		GER Marcel Lasée	Swiss Racing Team	Dallara F302/061 Opel	1	1:00.613	
28		GRE Alexandros Margaritis	MB Racing Performance	Dallara F303/021 Opel	1	1:01.712	
Schnellste Runde							
33		POL Robert Kubica	Prema Powerteam	Dallara F303/022 Opel	19.	49.348 167.788 km/h	

Gesamtschnitt: 165.963 km/h