



























ADAC BÖRDE PREIS

17.LAUF ATS FORMEL-3-CUP

ERGEBNIS ZEITTRAINING 1

Pl.	Nr	Nation	Fahrer	Bewerber	Fahrzeug / Motor	Zeit
1.	2		BEL Laurens Vanthoor	Van Amersfoort Racing	Dallara F306/023 Volkswagen	1:21.434
2.	12		COL Sebastian Saavedra	HS Technik Motorsport	Dallara F305/039 Mercedes	1:21.630
3.	14		VEN Johnny Cecotto	HS Technik Motorsport	Dallara F306/025 Mercedes	1:22.110
4.	11		AUT Gerhard Tweraser	Neuhauser Racing	Dallara F305/045 Mercedes	1:22.308
5.	9		AUT Philipp Eng	Ombra Racing	Dallara F305/064 Mugen-Honda	1:22.357
6.	16		SWE Max Nilsson	Swiss Racing Team	Dallara F305/034 OPC-Challenge	1:22.545
7.	1		IRL Niall Quinn	Van Amersfoort Racing	Dallara F305/046 Volkswagen	1:22.724
8.	28		BRA Rafael Suzuki	Performance Racing	Dallara F305/041 OPC-Challenge	1:22.763
9.	44		MEX Esteban Gutiérrez	Josef Kaufmann Racing	Dallara F305/027 OPC-Challenge	1:22.966
10.	10		ITA Federico Leo	Ombra Racing	Dallara F306/007 Mugen-Honda	1:23.028
11.	29		CHN Adderly Fong	Performance Racing	Dallara F305/051 OPC-Challenge	1:23.030
12.	30		GER Kevin Mirocha	Jo Zeller Racing	Dallara F306/014 Mercedes	1:23.031
13.	26		LUX Gary Hauser	Racing Experience	Dallara F305/012 Mercedes	1:23.312
14.	25		LUX David Hauser	Racing Experience	Dallara F306/010 Mercedes	1:23.326
15.	20		UKR Sergey Chukanov	Team rhino´s Leipter	Dallara F305/040 OPC-Challenge	1:23.623
16.	17		FIN Tomi Limmonen	Swiss Racing Team	Dallara F305/004 OPC-Challenge	1:23.662
17.	66		AUT Marco Oberhauser	Neuhauser Racing	Dallara F303/022 Opel	1:24.155
18.	39		GER Jens Höing	Team rhino´s Leipter	Dallara F306/030 Mercedes	1:24.296
19.	15		LAT Karlīne Stala	Swiss Racing Team	Dallara F306/034 Mercedes	1:24.549
20.	55		NED Dennis Swart	KFR Team F3	Dallara F302/044 OPC-Challenge	1:24.762
21.	19		ITA Federico Glorioso	Team rhino´s Leipter	Dallara F305/063 OPC-Challenge	1:24.931
22.	53		ITA Giulio Glorioso	Team rhino´s Leipter	Dallara F304/012 Opel	1:25.106
23.	50		NED Shirley van der Lof	HS Technik Motorsport	Dallara F303/026 OPC-Challenge	1:25.580
24.	62		AUT Bernd Herndlhofer	Franz Wöss Racing	Dallara F303/007 Opel	1:25.730
25.	63		GER Francesco Lopez	Franz Wöss Racing	Dallara F302/033 Opel	1:26.803
26.	52		ITA Luca Iannaccone	Team rhino´s Leipter	Dallara F302/060 Renault	1:32.343

Rundenschnitt: 163.391 km/h