


















# ADAC MASTERS WEEKEND ZANDVOORT

## 1.LAUF ATS FORMEL-3-CUP

### ERGEBNIS RENNEN 1

Pl.	Nr	Nation	Fahrer	Bewerber	Fahrzeug / Motor	Rd.	Zeit
1.	14		SWE Jimmy Eriksson	Lotus	Dallara F308/099 VW Power Engine	19	30:03.477
2.	2		AUT Lucas Auer	Van Amersfoort Racing	Dallara F308/007 VW Power Engine	19	30:05.467
3.	25		AUS Mitchell Gilbert	Performance Racing	Dallara F308/092 VW Power Engine	19	30:07.602
4.	1		AUT Rene Binder	Van Amersfoort Racing	Dallara F308/006 VW Power Engine	19	30:10.571
5.	11		SUI Yannick Mettler	Performance Racing	Dallara F308/020 VW Power Engine	19	30:12.681
6.	63		GER Luca Stolz	HS Engineering	Dallara F305/037 Volkswagen	19	30:31.946
7.	10		SWE John Bryant-Meisner	Performance Racing	Dallara F310/002 VW Power Engine	19	30:33.137
8.	54		BEL Jordi Weckx	APEX Engineering	Dallara F305/034 OPC-Challenge	19	30:42.521
9.	66		GER André Rudersdorf	ma-con	Dallara F305/030 Volkswagen	19	30:44.577
10.	3		NED Dennis van de Laar	Van Amersfoort Racing	Dallara F308/011 VW Power Engine	19	30:46.734
11.	17		GBR Sheban Siddiqi	Lotus	Dallara F308/096 VW Power Engine	19	31:29.051
12.	58		SUI Dominik Kocher	Rennsport Rössler	Dallara F306/016 OPC-Challenge	18	30:27.041
13.	52		ITA Luca Iannaccone	Rhino's Leipert Motorsport	Dallara F304/012 Opel	18	31:38.624
<b>Nicht klassiert</b>							
	15		RUS Artem Markelov	Lotus	Dallara F311/002 VW Power Engine	2	3:19.612
	16		JPN Kimiya Sato	Lotus	Dallara F308/098 VW Power Engine	0	
<b>Schnellste Runde</b>							
Cup:	2		AUT Lucas Auer	Van Amersfoort Racing	Dallara F308/007 VW Power Engine	5.	1:33.618 165.622 km/h
Tro.:	63		GER Luca Stolz	HS Engineering	Dallara F305/037 Volkswagen	6.	1:35.025 163.170 km/h

Gesamtschnitt: 163.350 km/h