





















Hockenheimring
Euroformula Open
Race - 1
Final Results



Clas	Nº	Driver	Nat	Cat	Clas	Team	Nat	Vehicle	Laps	Total Time	Gap	Interval	Km/h	Best	Time	Km/h	
1	23	Michael Shin		KOR		Team Motopark		Dallara F324 TOM'S TGE	18	28:20.288			174.3	18	1:33.780	175.5	
2	9	Everett Stack		USA	R	1	Team Motopark		Dallara F324 TOM'S TGE	18	28:40.564	20.276	20.276	172.2	3	1:34.431	174.3
3	24	Ed Pearson		GBR		Nielsen Racing		Dallara F324 TOM'S TGE	18	28:40.865	20.577	0.301	172.2	4	1:34.464	174.3	
4	99	José Garfias		MEX		Team Motopark		Dallara F324 TOM'S TGE	18	28:41.457	21.169	0.592	172.1	3	1:34.435	174.3	
5	41	Fernando Barrichello		BRA		Team Motopark		Dallara F324 TOM'S TGE	18	28:42.173	21.885	0.716	172.1	9	1:34.593	174.0	
6	32	Shawn Rashid		USA		Nielsen Racing		Dallara F324 TOM'S TGE	18	28:42.828	22.540	0.655	172.0	13	1:34.557	174.1	
7	69 *	Finn Green		GBR		Nielsen Racing		Dallara F324 TOM'S TGE	18	28:58.595	38.307	15.767	170.4	12	1:34.639	173.9	
8	3 *	Tymek Kucharczyk		POL		BVM Racing		Dallara F324 TOM'S TGE	18	29:14.904	54.616	16.309	168.8	14	1:33.878	175.4	
9	212	Paolo Brajnik		SRB	GC	1	NV Racing		Dallara F324 TOM'S TGE	18	29:45.755	1:25.467	30.851	165.9	4	1:37.484	168.9
10	21	Yevan David		LKA	R	2	Team Motopark		Dallara F324 TOM'S TGE	18	29:47.812	1:27.524	2.057	165.7	8	1:33.880	175.3

Not classified: (Requirements: 75% of number laps of leader = 14 Laps)

44	Diego de la Torre		MEX		Team Motopark		Dallara F324 TOM'S TGE
----	-------------------	--	-----	--	---------------	--	------------------------

Fastest lap Michael Shin in 1:33.780 at 175.5 Km/h in lap 18

* PENALTIES

STEWARDS DECISION CAR #99 - REPRIMAND - DRIVING STANDARDS

STEWARDS DECISION CAR #69 - 5 SECONDS TIME PENALTY ADDED TO RACE TIME - TRACK LIMITS

STEWARDS DECISION CAR #3 - 5 SECONDS TIME PENALTY ADDED TO RACE TIME - STEWARDS DECISION NUMBER 5

Published at:.....

Track Temp: 31.8 °C Air Temp: 20.7 °C Humidity: 58 % Track Status: WET

Stewards:

Timekeeper:

